

Pignoni temprati ad induzione sui denti (45 ÷ 55 HRC)
Sprockets with hardened teeth (45 ÷ 55 HRC)
Gehärtete Kettenräder (45 ÷ 55 HRC)
Pignons avec denture trempee haute frequence (45 ÷ 55 HRC)
Piñones templados por inducción en los dientes (45 ÷ 55 HRC)



I valori C-h1-h2-L-r sono da ricavare dalle pagg. 52, 57, 58, 59, 60, 61

See page no. 52, 57, 58, 59, 60, 61 for C-h1-h2-L-r dimensions

Siehe Seite Nr. 52, 57, 58, 59, 60, 61 fuer C-h1-h2-L-r Abmessungen

Voir page no. 52, 57, 58, 59, 60, 61 pour les dimensions C-h1-h2-L-r

Valor C-h1-h2-L-r se deben obtener de las paginas 52, 57, 58, 59, 60, 61

Materiale C 45 E
UNI EN 10083-1

*Tipi costruiti con mozzo saldato: materiale Fe

Material C 45 E
UNI EN 10083-1

*With welded hub: material Fe

Werkstoff C 45 E
UNI EN 10083-1

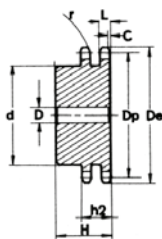
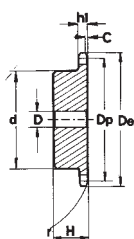
*Typen mit eingeschweisster Nabe: Werkstoff Fe

Matière C 45 E
UNI EN 10083-1

*Tipes avec moyeu soudé: matière Fe

Material C 45 E
UNI EN 10083-1

*Tipos con nucleo soldado: material Fe



3/8" x 7/32" 06B - 1 - 2 9,525 x 5,72 mm

Z	D _e	D _p	PS				PD			
			cod.	d	D	H	cod.	d	D	H
8	28,0	24,89	PS05T08	15	8	22	PD05T08	15	6	22
9	31,0	27,85	PS05T09	18	8	22	PD05T09	18	8	22
10	34,0	30,82	PS05T10	20	8	22	PD05T10	20	8	22
11	37,0	33,80	PS05T11	22	8	25	PD05T11	22	10	25
12	40,0	36,80	PS05T12	25	8	25	PD05T12	25	10	25
13	43,0	39,80	PS05T13	28	10	25	PD05T13	28	10	25
14	46,3	42,80	PS05T14	31	10	25	PD05T14	31	10	25
15	49,5	45,81	PS05T15	34	10	25	PD05T15	34	10	25
16	52,3	48,82	PS05T16	37	10	28	PD05T16	37	12	30
17	55,3	51,83	PS05T17	40	10	28	PD05T17	40	12	30
18	58,3	54,85	PS05T18	43	10	28	PD05T18	43	12	30
19	61,3	57,87	PS05T19	45	10	28	PD05T19	46	12	30
20	64,3	60,89	PS05T20	46	10	28	PD05T20	49	12	30
21	68,0	63,91	PS05T21	48	12	28	PD05T21	52	12	30
22	71,0	66,93	PS05T22	50	12	28	PD05T22	55	12	30
23	73,5	69,95	PS05T23	52	12	28	PD05T23	58	12	30
24	77,0	72,97	PS05T24	54	12	28	PD05T24	61	12	30
25	80,0	76,00	PS05T25	57	12	28	PD05T25	64	12	30
26	83,0	79,02	PS05T26	60	12	28	PD05T26	67	12	30
27	86,0	82,04	PS05T27	60	12	28	PD05T27	70	12	30
28	89,0	85,07	PS05T28	60	12	28	PD05T28	73	12	30
30	94,7	91,12	PS05T30	60	12	30	PD05T30	79	12	30
32	101,3	97,17	PS05T32	65	14	30	PD05T32	80	16	30
34	107,3	103,23	PS05T34	65	14	30	PD05T34	80	16	30
35	110,4	106,26	PS05T35	65	14	30	PD05T35	80	16	30
36	113,4	109,29	PS05T36	70	16	30	PD05T36	90	16	30
38	119,5	115,34	PS05T38	70	16	30	PD05T38	90	16	30
40	125,5	121,40	PS05T40	70	16	30	PD05T40	90	16	30

1/2" x 5/16" 08B - 1 - 2 12,7 x 7,75 mm

Z	D _e	D _p	PS				PD			
			cod.	d	D	H	cod.	d	D	H
8	37,2	33,18	PS09T08	20	10	25	PD09T08	20	10	32
9	41,0	37,13	PS09T09	24	10	25	PD09T09	24	10	32
10	45,2	41,10	PS09T10	26	10	25	PD09T10	28	10	32
11	48,7	45,07	PS09T11	29	10	25	PD09T11	32	12	35
12	53,0	49,07	PS09T12	33	10	28	PD09T12	35	12	35
13	57,4	53,06	PS09T13	37	10	28	PD09T13	38	12	35
14	61,8	57,07	PS09T14	41	10	28	PD09T14	42	12	35
15	65,5	61,09	PS09T15	45	10	28	PD09T15	46	12	35
16	69,5	65,10	PS09T16	50	12	28	PD09T16	50	14	35
17	73,6	69,11	PS09T17	52	12	28	PD09T17	54	14	35
18	77,8	73,14	PS09T18	56	12	28	PD09T18	58	14	35
19	81,7	77,16	PS09T19	60	12	28	PD09T19	62	14	35
20	85,8	81,19	PS09T20	64	12	28	PD09T20	66	14	35
21	89,7	85,22	PS09T21	68	12	28	PD09T21	70	16	40
22	93,8	89,24	PS09T22	70	12	28	PD09T22	70	16	40
23	98,2	93,27	PS09T23	70	14	28	PD09T23	70	16	40
24	101,8	97,29	PS09T24	70	14	28	PD09T24	75	16	40
25	105,8	101,33	PS09T25	70	14	28	PD09T25	80	16	40
26	110,0	105,36	PS09T26	70	16	30	PD09T26	85	20	40
27	114,0	109,40	PS09T27	70	16	30	PD09T27	85	20	40
28	118,0	113,42	PS09T28	70	16	30	PD09T28	90	20	40
30	126,1	121,50	PS09T30	80	16	30	PD09T30	100	20	40
32	134,3	129,56	PS09T32	90	16	30	PD09T32	100	20	40
34	142,6	137,64	PS09T34	90	16	30	PD09T34	100	20	40
35	146,7	141,68	PS09T35	90	16	30	PD09T35	100	20	40
36	151,0	145,72	PS09T36	90	16	35	PD09T36	110	20	40
38	158,6	153,80	PS09T38	90	16	35	PD09T38	110	20	40
40	166,8	161,87	PS09T40	90	16	35	PD09T40	110	20	40

Pignoni temperati ad induzione sui denti (45 ÷ 55 HRC)
Sprockets with hardened teeth (45 ÷ 55 HRC)
Gehärtete Kettenräder (45 ÷ 55 HRC)
Pignons avec denture trempee haute frequence (45 ÷ 55 HRC)
Piñones templados por inducción en los dientes (45 ÷ 55 HRC)

I valori C-h1-h2-L-r sono da ricavare dalle pagg. 52, 57, 58, 59, 60, 61

See page no. 52, 57, 58, 59, 60, 61 for C-h1-h2-L-r dimensions

Siehe Seite Nr. 52, 57, 58, 59, 60, 61 fuer C-h1-h2-L-r Abmessungen

Voir page no. 52, 57, 58, 59, 60, 61 pour les dimensions C-h1-h2-L-r

Valor C-h1-h2-L-r se deben obtener de las paginas 52, 57, 58, 59, 60, 61

Materiale C 45 E
UNI EN 10083-1

*Tipi costruiti con mozzo saldato: materiale Fe

Material C 45 E
UNI EN 10083-1

*With welded hub: material Fe

Werkstoff C 45 E
UNI EN 10083-1

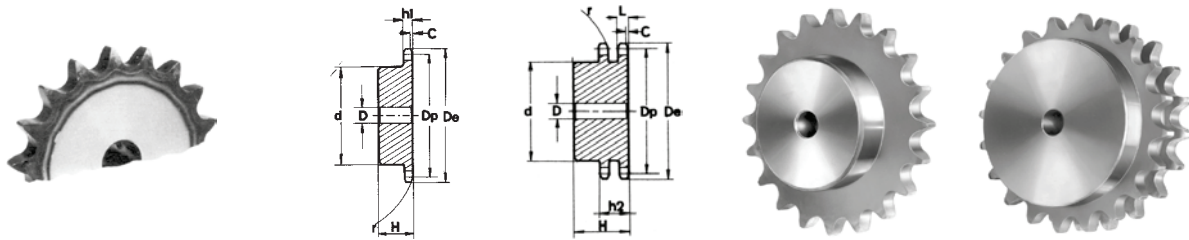
*Typen mit eingeschweisster Nabe: Werkstoff Fe

Matière C 45 E
UNI EN 10083-1

*Tipos avec moyeu soudé: matière Fe

Material C 45 E
UNI EN 10083-1

*Tipos con nucleo soldado: material Fe



5/8" x 3/8" 10B - 1 - 2 15,875 x 9,65 mm

Z	D _e	D _p	PS				PD			
			cod.	d	D	H	cod.	d	D	H
8	47,0	41,48	PS10T08	25	10	25	PD10T08	25	12	40
9	52,6	46,42	PS10T09	30	10	25	PD10T09	30	12	40
10	57,5	51,37	PS10T10	35	10	25	PD10T10	35	12	40
11	63,0	56,34	PS10T11	37	12	30	PD10T11	39	14	40
12	68,0	61,34	PS10T12	42	12	30	PD10T12	44	14	40
13	73,0	66,32	PS10T13	47	12	30	PD10T13	49	14	40
14	78,0	71,34	PS10T14	52	12	30	PD10T14	54	14	40
15	83,0	76,36	PS10T15	57	12	30	PD10T15	59	14	40
16	88,0	81,37	PS10T16	60	12	30	PD10T16	64	16	45
17	93,0	86,39	PS10T17	60	12	30	PD10T17	69	16	45
18	98,0	91,42	PS10T18	70	14	30	PD10T18	74	16	45
19	103,3	96,45	PS10T19	70	14	30	PD10T19	79	16	45
20	108,4	101,49	PS10T20	75	14	30	PD10T20	84	16	45
21	113,4	106,52	PS10T21	75	16	30	PD10T21	85	16	45
22	118,0	111,55	PS10T22	80	16	30	PD10T22	90	16	45
23	123,4	116,58	PS10T23	80	16	30	PD10T23	95	16	45
24	128,3	121,62	PS10T24	80	16	30	PD10T24	100	16	45
25	134,0	126,66	PS10T25	80	16	30	PD10T25	105	16	45
26	139,0	131,70	PS10T26	85	20	35	PD10T26	110	20	45
27	144,0	136,75	PS10T27	85	20	35	PD10T27	110	20	45
28	148,7	141,78	PS10T28	90	20	35	PD10T28	115	20	45
30	158,8	151,87	PS10T30	90	20	35	PD10T30	120	20	45
32	168,9	161,95	PS10T32	95	20	35	PD10T32	120	20	45
34	179,0	172,05	PS10T34	95	20	35	PD10T34	120	20	45
35	184,1	177,10	PS10T35	95	20	35	PD10T35	120	20	45
36	189,1	182,15	PS10T36	100	20	35	PD10T36	120	20	45
38	199,2	192,24	PS10T38	100	20	35	PD10T38	120	20	45
40	209,3	202,34	PS10T40	100	20	40	PD10T40	120	20	45

3/4" x 7/16" 12B - 1 - 2 19,05 x 11,68 mm

Z	D _e	D _p	PS				PD			
			cod.	d	D	H	cod.	d	D	H
8	57,6	49,78	PS11T08	31	12	30	PD11T08	31	12	45
9	62,0	55,70	PS11T09	37	12	30	PD11T09	37	12	45
10	69,0	61,64	PS11T10	42	12	30	PD11T10	42	12	45
11	75,0	67,61	PS11T11	46	14	35	PD11T11	47	16	50
12	81,5	73,60	PS11T12	52	14	35	PD11T12	53	16	50
13	87,5	79,59	PS11T13	58	14	35	PD11T13	59	16	50
14	93,6	85,61	PS11T14	64	14	35	PD11T14	65	16	50
15	99,8	91,63	PS11T15	70	14	35	PD11T15	71	16	50
16	105,5	97,65	PS11T16	75	16	35	PD11T16	77	20	50
17	111,5	103,67	PS11T17	80	16	35	PD11T17	83	20	50
18	118,0	109,71	PS11T18	80	16	35	PD11T18	89	20	50
19	124,2	115,75	PS11T19	80	16	35	PD11T19	95	20	50
20	129,7	121,78	PS11T20	80	16	35	PD11T20	100	20	50
21	136,0	127,82	PS11T21	90	20	40	PD11T21	100	20	50
22	141,8	133,86	PS11T22	90	20	40	PD11T22	100	20	50
23	149,0	139,90	PS11T23	90	20	40	PD11T23	100	20	50
24	153,9	145,94	PS11T24	90	20	40	PD11T24	100	20	50
25	160,0	152,00	PS11T25	90	20	40	PD11T25	120	20	50
26	165,9	158,04	PS11T26	95	20	40	PD11T26	120	20	50
27	172,3	164,09	PS11T27	95	20	40	PD11T27	120	20	50
28	178,0	170,13	PS11T28	95	20	40	PD11T28	120	20	50
30	190,5	182,25	PS11T30	95	20	40	PD11T30	120	20	50
32	203,3	194,35	PS11T32	100	20	40	PD11T32	130	20	50
34	214,6	206,46	PS11T34	100	20	40	PD11T34	130	20	50
35	221,0	212,52	PS11T35	100	20	40	PD11T35	130	20	50
36	226,8	218,58	PS11T36	100	20	40	PD11T36	130	25	50
38	239,0	230,69	PS11T38	100	20	40	PD11T38	130	25	50
40	251,3	242,81	PS11T40	100	20	40	PD11T40	130	25	50

Pignoni temprati ad induzione sui denti (45 ÷ 55 HRC)
Sprockets with hardened teeth (45 ÷ 55 HRC)
Gehärtete Kettenräder (45 ÷ 55 HRC)
Pignons avec denture trempee haute frequence (45 ÷ 55 HRC)
Piñones templados por inducción en los dientes (45 ÷ 55 HRC)



I valori C-h1-h2-L-r sono da ricavare dalle pagg. 52, 57, 58, 59, 60, 61

See page no. 52, 57, 58, 59, 60, 61 for C-h1-h2-L-r dimensions

Siehe Seite Nr. 52, 57, 58, 59, 60, 61 fuer C-h1-h2-L-r Abmessungen

Voir page no. 52, 57, 58, 59, 60, 61 pour les dimensions C-h1-h2-L-r

Valor C-h1-h2-L-r se deben obtener de las paginas 52, 57, 58, 59, 60, 61

Materiale C 45 E
UNI EN 10083-1

*Tipi costruiti con mozzo saldato: materiale Fe

Material C 45 E
UNI EN 10083-1

*With welded hub: material Fe

Werkstoff C 45 E
UNI EN 10083-1

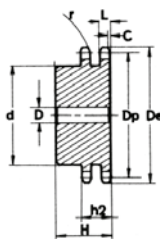
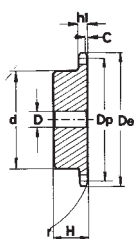
*Typen mit eingeschweisster Nabe: Werkstoff Fe

Matière C 45 E
UNI EN 10083-1

*Tipos avec moyeu soudé: matière Fe

Material C 45 E
UNI EN 10083-1

*Tipos con nucleo soldado: material Fe



1" x 17,02 mm 16B - 1 - 2 25,4 x 17,02 mm

Z	D _e	D _p	PS				PD			
			cod.	d	D	H	cod.	d	D	H
8	77,0	66,37	PS12T08	42	16	35	PD12T08	42	16	65
9	85,0	74,27	PS12T09	50	16	35	PD12T09	50	16	65
10	93,0	82,19	PS12T10	55	16	35	PD12T10	56	16	65
11	99,5	90,14	PS12T11	61	16	40	PD12T11	64	20	70
12	109,0	98,14	PS12T12	69	16	40	PD12T12	72	20	70
13	117,0	106,12	PS12T13	78	16	40	PD12T13	80	20	70
14	125,0	114,15	PS12T14	84	16	40	PD12T14	88	20	70
15	133,0	122,17	PS12T15	92	16	40	PD12T15	96	20	70
16	141,0	130,20	PS12T16	100	20	45	PD12T16	104	20	70
17	149,0	138,22	PS12T17	100	20	45	PD12T17	112	20	70
18	157,0	146,28	PS12T18	100	20	45	PD12T18	120	20	70
19	165,2	154,33	PS12T19	100	20	45	PD12T19	128	20	70
20	173,2	162,38	PS12T20	100	20	45	PD12T20	130	20	70
21	181,2	170,43	PS12T21	110	20	50	PD12T21	130	25	70
22	189,3	178,48	PS12T22	110	20	50	PD12T22	130*	25	70
23	197,5	186,53	PS12T23	110	20	50	PD12T23	130*	25	70
24	205,5	194,59	PS12T24	110	20	50	PD12T24	130*	25	70
25	213,5	202,66	PS12T25	110	20	50	PD12T25	130*	25	70
26	221,6	210,72	PS12T26	120	20	50	PD12T26	130*	25	70
27	229,6	218,79	PS12T27	120	20	50	PD12T27	130*	25	70
28	237,7	226,85	PS12T28	120	20	50	PD12T28	130*	25	70
30	254,0	243,00	PS12T30	120	20	50	PD12T30	130*	25	70
32	270,0	259,13	PS12T32	120*	25	50	PD12T32	140*	25	70
34	287,0	275,28	PS12T34	120*	25	50	PD12T34	140*	25	70
35	296,2	283,36	PS12T35	120*	25	50	PD12T35	140*	25	70
36	304,6	291,44	PS12T36	120*	25	50	PD12T36	140*	25	70
38	320,7	307,59	PS12T38	120*	25	50	PD12T38	140*	25	70
40	336,9	323,73	PS12T40	120*	25	50	PD12T40	140*	25	70

1" 1/4 x 3/4" 20B - 1 - 2 31,75 x 19,56 mm

Z	D _e	D _p	PS				PD			
			cod.	d	D	H	cod.	d	D	H
8	98,1	82,96	PS13T08	53	20	40	PD13T08	53	20	75
9	108,0	92,84	PS13T09	63	20	40	PD13T09	63	20	75
10	117,9	102,74	PS13T10	70	20	40	PD13T10	70	20	75
11	127,8	112,68	PS13T11	77	20	45	PD13T11	80	20	80
12	137,8	122,68	PS13T12	88	20	45	PD13T12	90	20	80
13	147,8	132,65	PS13T13	98	20	45	PD13T13	100	20	80
14	157,8	142,68	PS13T14	108	20	45	PD13T14	110	20	80
15	167,9	152,72	PS13T15	118	20	45	PD13T15	120	20	80
16	177,9	162,75	PS13T16	120	25	50	PD13T16	120	25	80
17	187,9	172,78	PS13T17	120	25	50	PD13T17	120	25	80
18	198,0	182,85	PS13T18	120	25	50	PD13T18	120*	25	80
19	208,1	192,91	PS13T19	120	25	50	PD13T19	120*	25	80
20	218,1	202,98	PS13T20	120	25	50	PD13T20	120*	25	80
21	228,2	213,04	PS13T21	140	25	55	PD13T21	140*	25	80
22	238,3	223,11	PS13T22	140	25	55	PD13T22	140*	25	80
23	248,3	233,17	PS13T23	140	25	55	PD13T23	140*	25	80
24	258,4	243,23	PS13T24	140	25	55	PD13T24	140*	25	80
25	268,5	253,33	PS13T25	140	25	55	PD13T25	140*	25	80
26	278,6	263,40	PS13T26	150*	25	55	PD13T26	150*	25	80
27	288,6	273,48	PS13T27	150*	25	55	PD13T27	150*	25	80
28	298,7	283,56	PS13T28	150*	25	55	PD13T28	150*	25	80
30	318,9	303,75	PS13T30	150*	25	55	PD13T30	150*	25	80
32	339,1	323,91	PS13T32	150*	25	55	PD13T32	150*	25	80
34	359,3	334,10	PS13T34	150*	25	55	PD13T34	150*	25	80
35	369,4	354,20	PS13T35	150*	25	55	PD13T35	150*	25	80
36	379,5	364,30	PS13T36	150*	25	55	PD13T36	150*	30	80
38	399,6	384,49	PS13T38	150*	25	55	PD13T38	150*	30	80
40	419,8	404,66	PS13T40	150*	25	55	PD13T40	150*	30	80